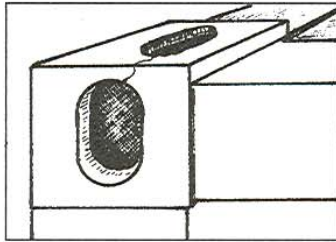
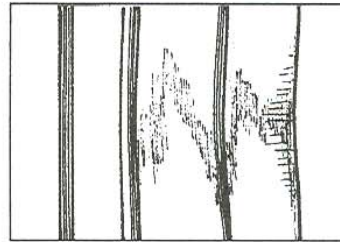


## ➤ STRUCTURAL ELEMENTS TO CHECK



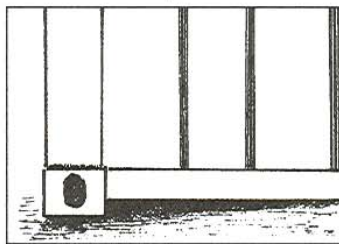
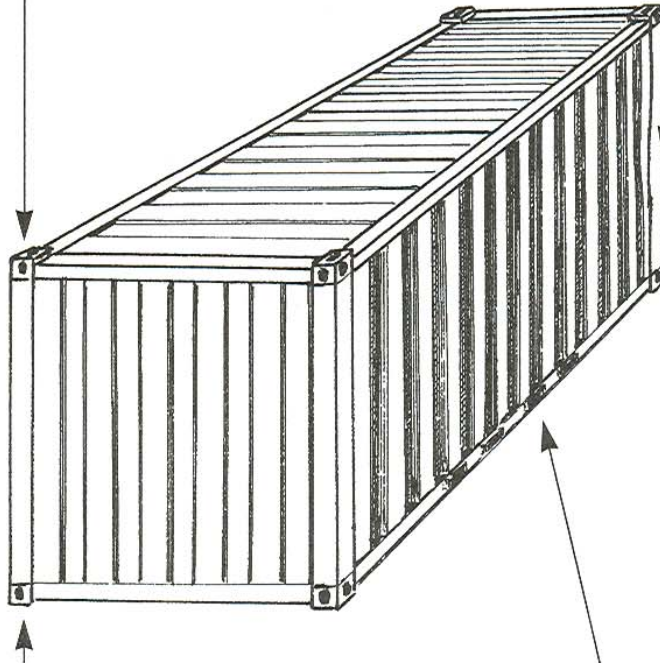
Pièces de coin : attention aux déformations ou aux fêlures.

*Corner fittings : look out for deformations or cracks.*



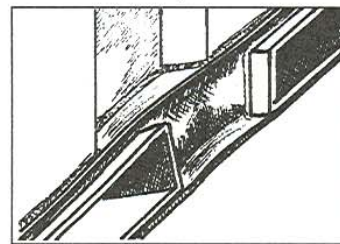
Montants : attention aux déformations et à leurs conséquences sur la fermeture des portes.

*Lateral corner posts : look out for deformations and any consequences these may have for the closure of the doors.*



Mauvais aplomb du conteneur pouvant être dû à son gauchissement.

*Bad alignment may be due to warping of the container.*



Longerons déformés et répercussions possibles sur le plancher.

*Deformed bottom side rails may affect the floor.*